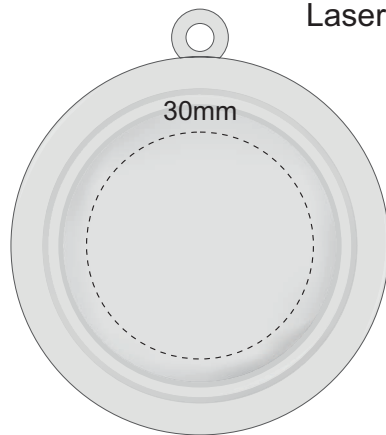
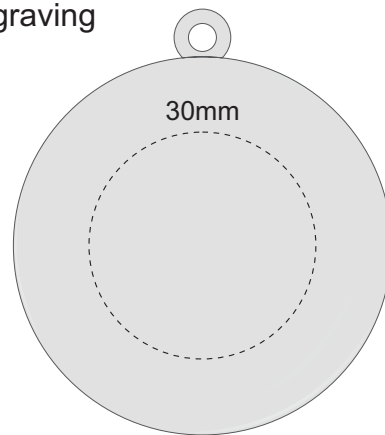


100% of Actual Size  
Laser Engraving



FRONT



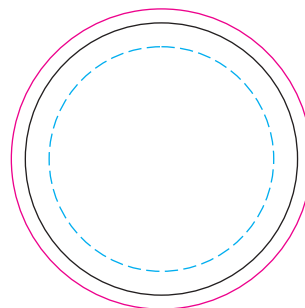
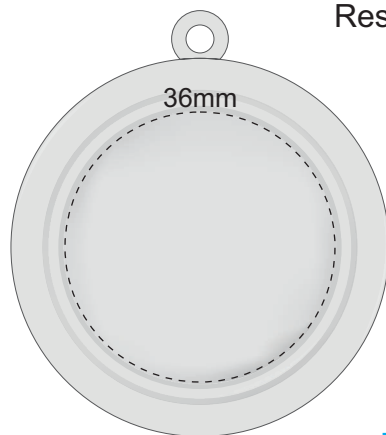
BACK



Engraves to a Natural Finish

100% of Actual Size

Resin Dome



Blue Line = The SIGNIFICANT PRINT AREA  
(Keep all critical images & text within this box)

Black Line = Maximum print area

Pink Line = Bleed off to here

60% of Actual Size



## LOGO ENLARGEMENT

