


70% of Actual Size  
Screen Print (One Colour)




Due to the uneven surface of the portfolio, print may show some variance.  
Branding area can be moved **anywhere within the red line.**


70% of Actual Size  
Laser Engraving



Due to the uneven surface of the portfolio, print may show some variance.  
Branding area can be moved **anywhere within the red line.**

 Engraves to a Matt Brown Finish

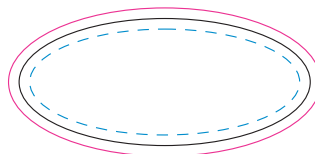
70% of Actual Size  
Resin Coated Finish



Resin Dome can be placed anywhere on the product.



Blue Line = The SIGNIFICANT PRINT AREA  
(Keep all critical images & text within this box)  
Black Line = Maximum print area  
Pink Line = Bleed off to here



Blue Line = The SIGNIFICANT PRINT AREA  
(Keep all critical images & text within this box)  
Black Line = Maximum print area  
Pink Line = Bleed off to here